2021 Collection

amtico access

Loose lay

LVT designed for high impact and fast fitting

Easy installation

Lift + refit

0.55 mm wear layer

This is Amtico Access

Amtico Access loose lay tiles and planks are designed to meet the complex demands of commercial projects.

Amtico makes it possible.

Choose Access:

Quick and easy to install

Built to last

0.55 mm
Wear layer

24
Products

3
Sizes for simple installation

Samples and support

We offer expert support worldwide with a free online global supply service for samples.

Full size samples are available from your Area Sales Manager.

What's important to you is important to us.

From design to performance to service, every level of our commercial offer is defined by complete attention to the details that matter most to you. This collaborative creativity is why we're a market leader and the first choice for designers, architects and developers across the world.





INSPIRING POSSIBILITY

An extraordinary range of products, palettes and patterns that give you the design choices to realise your creative vision.



What makes Amtico?

Three reasons why Amtico is the ultimate creative partner.

1 Flooring passion

We had the vision to see the possibilities in an integrated range of luxury vinyl tiles and high-performance carpets. A vision that created a market for designer flooring that is not only beautiful but flexible, durable and sustainable.

2 British design innovation

Because our in-house design team constantly analyses commercial design trends and specifier feedback, they can develop useable flooring designs that will ignite your imagination and meet the ever-shifting challenges of your sector.

3 Experienced service and support

At every stage of our collaboration, we speak your language. From product selection to on-site installation and maintenance advice, a dedicated specialist with experience in your sector will make sure your project runs smoothly.

Making an impact, but not on the environment

We've built our name pioneering innovative manufacturing and design solutions for modern living, and sustainable business practice underpins that.
As industry leaders, it's natural we would set the standard for continuous product efficiency, waste reduction and material innovation.

You can see how we're revolutionising our working practices and challenging the industry norm at:

www.amtico.com/sustainability



Soft Oak SX5W2655

For commercial environments where speed is essential, Access is the ideal flooring solution.

Made to the same exacting standards as all Amtico floors, Access loose lay LVT requires no permanent adhesive, so it can be laid quickly with minimal disruption, often directly onto an existing floor.

What is LVT?

Luxury Vinyl Tile flooring is made from PVC or Polyvinyl Chloride – a strong, long-lasting plastic polymer. One of the first manufacturers, Amtico has been a pioneer of Luxury Vinyl Tile flooring for more than 50 years, with a reputation built on collaborative creativity, enduring performance and unrivalled expertise.

EXPERT KNOWLEDGE

The unrivalled knowledge, expert support and bespoke service you'd expect from a market leader with over 50 years experience.

Specify Amtico for:

- Lasting appearance
- Low maintenance
- Easy cleaning

Amtico LVT is highly resistant to:

- Heavy traffic
- Dents
- Marks and scuffs

Simple and flexible loose lay LVT

Access is a loose lay product which needs very little floor preparation compared to a dryback LVT. It can be installed directly on to:

- Properly prepared concrete
- Existing wood subfloors
- Raised access flooring panels
- Existing resilient floors
- Terrazzo
- Ceramic (grout line should be filled)

We recommend Access is fitted using Amtico Tackifier which makes the product easy to lift and replace. Tiles and planks can be fitted, lifted for maintenance and refitted repeatedly, without needing to reapply tackifier.

Up to
67%
Time saving*

Up to
38%
Cost saving*

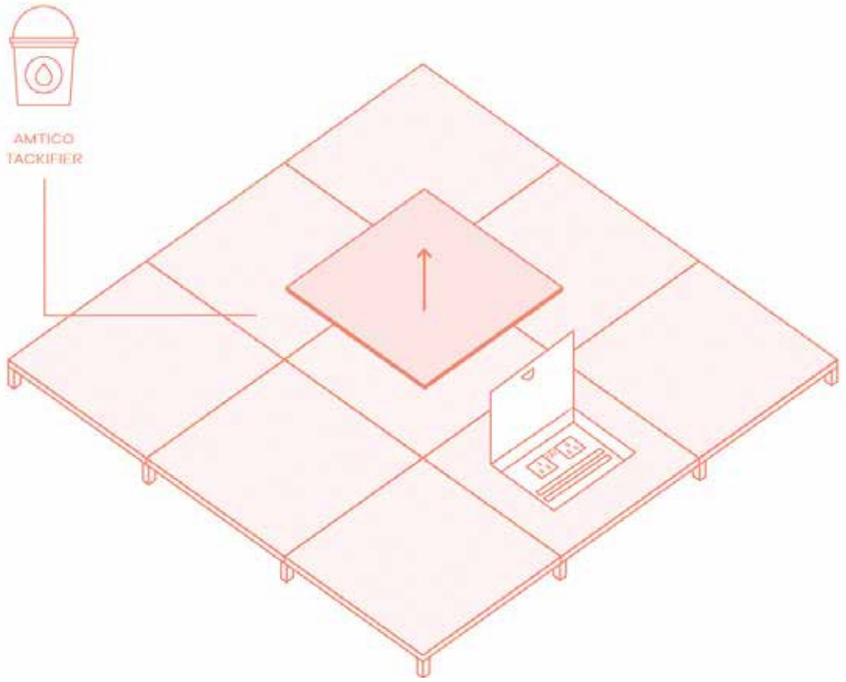

*Figures based on installing 250m of Access on raised floor panels versus glue down LVT over plywood - May 2021



Low environmental impact

Access is a confirmed low-emissions product, meeting the most stringent VOC emissions requirements in Europe, and so supporting health and wellbeing within the workplace.

Formaldehyde free

Phthalate free

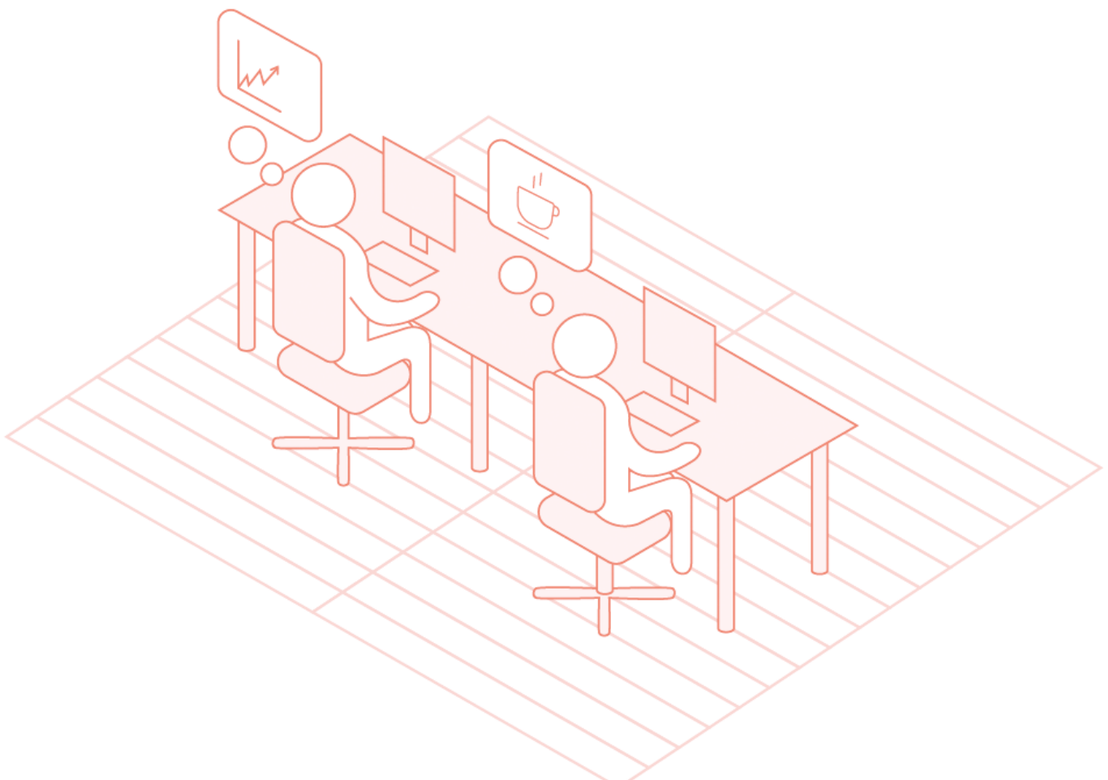

Amtico Access

Loose lay LVT designed for high impact and fast fitting

Total thickness of product: 5 mm

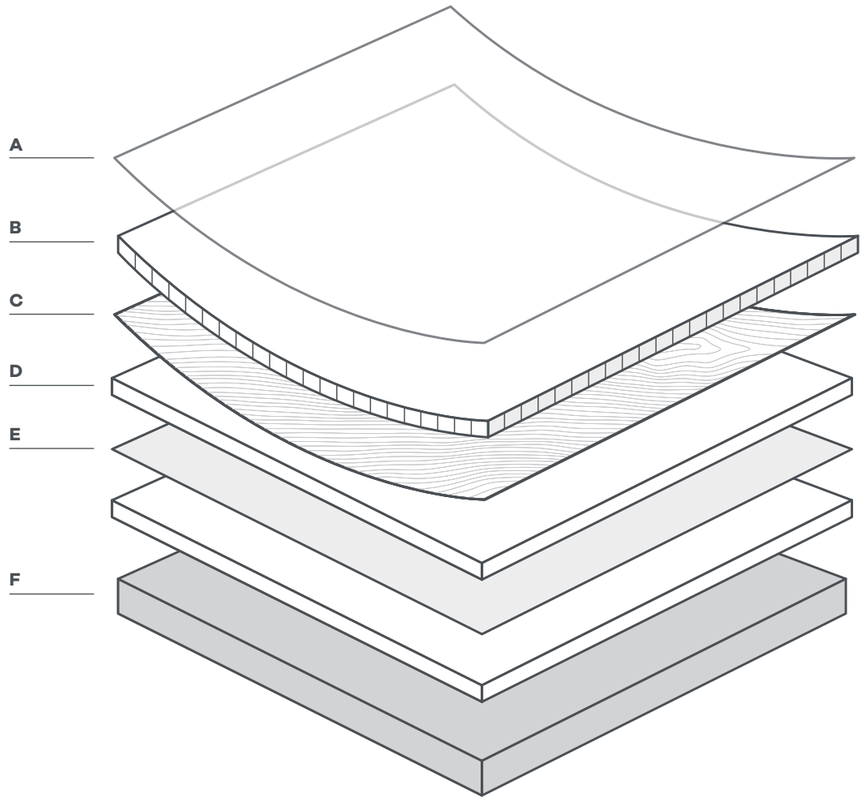

A. Urethane coating

B. High-density 0.55 mm wear layer
Gives excellent impact resistance and high clarity, allowing the products designs to shine through.

C. Design layer
Carefully crafted print films create the distinctive Amtico Wood, Stone and Abstract product designs.

D. Core layer
Contains up to 25% recycled pre-consumer content.

E. Fibreglass reinforcement layer
Reduced coefficient of thermal expansion and improved dimensional stability.

F. Backing layer
The foundation of the product which provides long lasting stability.

Unlimited design solutions

Access is the key to countless commercial flooring solutions, because it is designed to work seamlessly with other Amtico LVT collections and Amtico Carpet. Together, Access and Carpet make it possible to create original design schemes – expressing the purpose of a space and defining individual zones through infinite combinations of shapes, colours and textures.

10 YEAR

10YR COMMERCIAL WARRANTY

Brindle Oak
SX5W2657

Part of a complete flooring solution

Fit Amtico Access and Carpet with the same tackifier so installation is quick and straightforward. Plus, large commercial spaces can still be heated efficiently, as both Carpet and Access are compatible with underfloor heating.



Access & Carpet fit together effortlessly

AMTICO TACKIFIER

UNDERFLOOR HEATING

Metropolis
Grey SX5A5607,
Foundry Dusk
YEFOUND55420,
Foundry Dusk &
Shadow Stripe
YEFOUND56400

Wood



Light Oak SX5W2658



Soft Oak SX5W2655



Sun Bleached Oak SX5W2531



Bleached Elm SX5W2516

Access is a loose lay LVT



Light Oak SX5W2658

Wood



Pale Ash SX5W2518



Honey Oak SX5W2504



Traditional Oak SX5W2514



Brindle Oak SX5W2657

Access is a loose lay LVT



Honey Oak SX5W2504

Wood



Mountain Oak SX5W2656



Shibori Jasmine SX5W7800



Cavalier Oak SX5W5024



Winter Oak SX5W5021

Access is a loose lay LVT



Mountain Oak SX5W2656

Wood



Dusky Walnut SX5W2542



Shibori Sencha SX5W7780



Shadow Oak SX5W5022

Access is a loose lay LVT



Shadow Oak SX5W5022

Stone



Camden Grey SX5S3079



Hackney Grey SX5S3082



Ceramic Ecru SX5S3592



Shoreditch Grey SX5S3081



Brixton Grey SX5S3080



Ceramic Flint SX5S2594

Access is a loose lay LVT



Camden Grey SX5S3079 & Brixton Grey SX5S3080

Abstract



Metropolis Grey SX5A5607



Satin Weave SX5A3805



Organza Weave SX5A3806

Access is a loose lay LVT



Metropolis Grey SX5A5607

Royal Albert Dock

Situated in East London, Royal Albert Dock is an exciting regeneration project worth £1.7bn. The new commercial district boasts 4.7 million sq ft of office, residential, retail and leisure spaces.

Hard-wearing
Zoning
Design variety

Locality:
London, England

Sector:
Office

Products:
Amtico Access
Sun Bleached Oak
SX5W2531
Dusky Walnut
SX5W2542

When considering the raised access floor and the number of services below it, the team at Egg Group looked to Amtico's Access loose lay collection to provide a durable, yet stylish, floor that can be lifted and refitted as required. Access is designed to work seamlessly with other Amtico LVT and Carpet collections, making it possible to create and define zones using different shape, colour and texture combinations. Egg Group created two bespoke Access designs; the sweeping linear grains of Dusky Walnut surround the kitchen area in a Pleat-inspired pattern, and rustic Sun Bleached Oak is laid in a Palisade-style.



"We selected Amtico because they are a well-known brand that provides a huge variety of quality luxury vinyl tile and carpet products, which allowed us to be creative with our designs and provide three distinctive styles to show prospective buyers and tenants."

Jamie Sirett
Design Manager
Egg Group

Novafrigsa

Novafrigsa based in Spain has facilities of 32,000m² dedicated to the production and processing of beef products from its farms into high quality products for its customers.

Comfort
Bright
Clear lines

Locality:
Lugo, Spain

Sector:
Office

Product:
Ceramic Ecru SX5S3592

The job of the architectural agency Liquen Estudio was to renovate the office space and improve the accessibility of the building. With an area of 700m² for administration offices, the project focused on a total renovation of space, work flows and facilities. Open and wide spaces were created and combined with others that guarantee privacy without diminishing the spatial, light and acoustic perception of the whole area.



"There were many factors why Amtico was ultimately chosen. Amtico offers quick and easy installation that is also clean and quiet which enabled areas of the office to remain operational. The product selection is also very extensive and therefore offers exceptional adaptability for a wide variety of compositions. The most important thing, however, is that the floor meets the technical requirements and that future renovations can be carried out quickly and cleanly."

Angel Rivas
Product Designer
Liquen Estudio

For more Amtico projects visit
amtico.com/commercial/inspiration

Product Availability

			Straight Grain		
			150.0 x 1000.0 mm (5.9 x 39.4")	450.0 x 450.0 mm (17.7 x 17.7")	914.4 x 914.4 mm (36 x 36")*
Product Name	**Product Code**	**Surface Texture**			
WOOD					
Bleached Elm	SX5W2516	Tick	•		
Brindle Oak	SX5W2657	Tick	•		
Cavalier Oak	SX5W5024	Tick	•		
Dusky Walnut	SX5W2542	Tick	•		
Honey Oak	SX5W2504	Tick	•		
Light Oak	SX5W2658	Tick	•		
Mountain Oak	SX5W2656	Tick	•		
Pale Ash	SX5W2518	Tick	•		
Shadow Oak	SX5W5022	Rustic	•		
Shibori Jasmine	SX5W7800	Tick	•		
Shibori Sencha	SX5W7780	Tick	•		
Soft Oak	SX5W2655	Tick	•		
Sun Bleached Oak	SX5W2531	Tick	•		
Traditional Oak	SX5W2514	Tick	•		
Winter Oak	SX5W5021	Rustic	•		
STONE					
Brixton Grey	SX5S3080	Ceramic		•	
Camden Grey	SX5S3079	Ceramic		•	
Ceramic Ecru	SX5S3592	Ceramic		•	
Ceramic Flint	SX5S2594	Ceramic		•	
Hackney Grey	SX5S3082	Ceramic			•
Shoreditch Grey	SX5S3081	Ceramic			•
ABSTRACT					
Metropolis Grey	SX5A5607	Ceramic		•	
Organza Weave	SX5A3806	Ceramic		•	
Satin Weave	SX5A3805	Ceramic		•	

*Please note that for this size tiles should always be installed tessellated.

All products are urethane coated and microbevelled as standard. Please note all sizes and availability are correct at the time of press. Please contact your Area Sales Manager for the latest information.

Packaging Information

	150.0 x 1000.0 mm (5.9 x 39.4")	450.0 x 450.0 mm (17.7 x 17.7")	914.4 x 914.4 mm (36 x 36")
Plank/Tile per Box	12	10	3
M^2 per Box	1.8	2.03	2.51
Weight (kg) per Box	15	16.5	21.46
Boxes per Pallet	60	52	37
M^2 per Pallet	108	105.56	92.87
Weight (kg) per Pallet	915	875.5	813.76

Installation

Intended Use

- Amtico Access is particularly suitable for use in temporary installations or where tiles may need to be removed to allow access to floor panels.
- In most cases Amtico Access should be installed with Amtico Tackifier, exceptions apply - see notes below.
- Amtico Access is recommended for use over properly prepared concrete, suspended wood, raised access floors, metal and other suitable substrates.
- The product should not be installed in unheated rooms or exterior locations.

Pre-installation

Check the quantities, colour and batch numbers before beginning the installation. Boxes of Amtico Access tiles should be removed from pallets and separated from one another as part of the acclimation process. Ensure that the heating/air conditioning is fitted and operating, alternatively, temporary heating or cooling may be used to maintain a constant temperature within the specified range. Tiles, adhesive/tackifier and subfloor must be allowed to stabilise to a constant temperature between 18°C-27°C (64-81°F) for a period of at least 24 hours before, during and after installation. If tiles and adhesive/tackifier have been stored outside of this temperature range, then it is recommended that acclimation between 18°C-27°C (64-81°F) is increased to 48 hours. Amtico Access tiles must be stored flat and kept away from direct sunlight, heaters or air vents for proper conditioning.

General Subfloor Preparation

Careful preparation is essential for excellent floor appearance and good tile adhesion. The subfloor must be hard, smooth, dry, free from undulations and level. Bring high spots level and fill low spots using an appropriate smoothing compound. In the UK, the floor should only be installed if the subfloor is sufficiently dry as per BS8203 showing a hygrometer reading less than 75% relative humidity (RH). The use of a primer may be required on porous sub-floors.

Concrete Subfloor

Existing concrete floors must be cleaned of grease, wax and any other foreign or loose matter. Solvents or other chemicals must not be used to remove existing adhesive residues. Any surface irregularities or imperfections must be corrected prior to installation.

Ceramic/Terrazzo/Stone Floors

Inspection should be carried out to ensure that all flooring is securely bonded. Any loose flooring must be removed, filled and levelled. Also fill and level grout lines with an appropriate smoothing compound.

Existing Resilient Floors

Amtico Access tiles can be installed over existing resilient flooring, provided the surface is cleaned of all contamination, including dressing. Inspection should be carried out to ensure that the existing flooring is securely fixed. Any loose flooring must be secured

Wood Floors

Wooden subfloors must be stable and solidly fixed; fill all joints and smooth any rough areas. It is recommended that they are then overlaid with minimum 6 mm exterior grade plywood.

Raised Access Floors

Ensure raised access panels are firm, level, smooth, clean, dry and free from defects. Manufacture of raised access panels should be in accordance with EN12825 (or equivalent) and installation requirements must meet the following standards;

- Lipping of panels must not exceed 0.75 mm
- Height differences between adjacent panels must not exceed 0.75 mm
- Gaps between panels should not exceed 1 mm
- Overall floor to be level within +/- 1.5 mm over a 5 m length

Unstable, uneven or poor quality panels should be suitably repaired prior to installation or overlaid with 6 mm plywood to avoid irregularities mirroring through the tiles.

Tile joints should be set out to avoid them falling on or close to the edge of a panel, this helps to ensure any height difference between panels is overcome.

Installation

If installing with Amtico Tackifier adhesive it should be applied using an appropriate roller to give a coverage of 50 - 100 grams per square metre. The tackifier must be allowed to dry to a clear tacky film, which could take 30 minutes or longer depending on site conditions, before placing the tiles.

Tessellation (quarter turn) is recommended for the large format 914 x 914 mm tiles.

When placing perimeter tiles into position it is recommended that they are cut neatly to size so that tiles can be installed without having to apply pressure or force them into place. Some customers may prefer to bond Amtico Access tiles permanently. This is the recommended option for some installations - see notes below for more information. Whatever method is chosen, on completion of the installation, roll the floor in two directions at right angles to each other using a 45kg roller with overlapping passes to ensure good contact between tiles, adhesive and substrate.

Notes

- In areas subject to potentially large changes in temperature, for example floors exposed to direct sunlight, or areas with underfloor heating, it is recommended that Amtico HT Adhesive or Universal 2-Part Adhesive is used to install tiles according to subfloor type. Permanent adhesion methods should also be used for areas with heavy rolling loads.
- The surface temperature of the tile should not exceed 27°C as temperatures above this can cause discoloration.
- In locations where there are large external windows, it is recommended that the heating effect of sunlight is minimised by the use of external canopies or by fitting thermal reflection film to windows.

Amtico Adhesives

- Amtico Tackifier: Semi-permanent installations on all subfloor types.
- Amtico PS, SF: Permanent installations in general areas (not suitable when bonding direct to metal subfloors).
- Amtico HT, HT Extra, Universal 2 Part: Permanent installations with temperature variations, underfloor heating or high rolling loads (HT not suitable when bonding direct to metal subfloors).

Further information

Contact AfterCare & Technical Services on +44 (0)2476 861409 or e-mail technical.support@amtico.com

Maintenance

All floors should be swept and dust mopped daily. In most cases, cleaning by manual mopping should be adequate, but spray cleaning may be required to remove heavier surface marking. Warning signs should be used to advise people that cleaning is in progress.

Routine Cleaning

- Immediately wipe up all spills and thoroughly clean the area with a properly diluted solution of Amtico Maintainer.
- Dust mop, sweep or vacuum the floor and thoroughly clean all entry and interior matting systems on a daily basis.

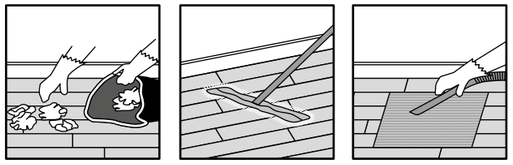

- Damp mop or machine clean the floor daily or as needed using one of the options listed below (a micro-fibre mop may be used if preferred).
- Rinse the floors thoroughly to allow the surface to completely dry, and remove signs when finished.
- Manual Mopping: Manual mopping will remove soiling and the majority of surface marking.
    - Prepare a correctly diluted solution of Amtico Maintainer.
    - Using a two-bucket mopping system, apply a solution using a well wrung mop. Do not flood the floor with water.
    - Rinse the mop frequently and change the solution as necessary.

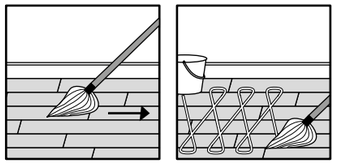

- Spray Cleaning: Spray cleaning can be used for light soil removal and removal of scuff marks. If the floor is heavily soiled it may be appropriate to carry out an initial manual clean with mop and bucket.
    - Pour a correctly diluted solution of Amtico Maintainer into a spray container.
    - Apply a fine mist of liquid on to an area of approximately 20 square feet (2 square metres) at a time.
    - Use a rotary buffing machine (approx. 450rpm) fitted with a red 3M nylon pad (or equivalent).

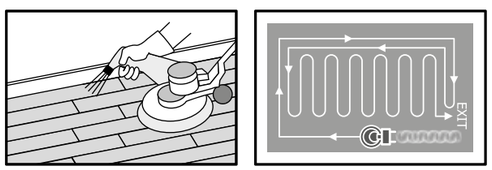

Note

- Use a non-staining matting system at exterior doors that is appropriate for soil load and weather conditions.
- Felt pads or furniture cups should be used under all furniture legs. Do not drag or slide objects across the floor.
- Amtico Access floors are not suitable for cleaning using a scrubber drier, unless tiles have been permanently adhered.
- Dressings should not be applied to Amtico Access floors unless they have been permanently adhered.

Caution

When kept clean and dry, Amtico Access floors have excellent slip resistant properties. However, in common with other smooth floor coverings water, grease or other liquids and contaminants on the surface of the floor can make them slippery. Overspray from furniture polish and other spray products should be avoided as they can cause slippery floors.

Further information

Contact our AfterCare & Technical Support helpline on +44 (0)2476 861409 (for general enquiries) or e-mail technical.support@amtico.com

Technical Specification

Name	Standard	Symbol	Result
CE / DOP	EN 14041		CPR/AI/003
UKCA/DOP	BS EN14041		UKCPR/AI/003
Usage Classification	EN ISO 10874		23, 33, 42
Manufacturing Standard	EN ISO 10582		Pass
Total Thickness	EN ISO 24346		5.0 mm
Wear Layer Thickness	EN ISO 24340		0.55 mm
Weight	EN ISO 23997		7,800 g/m^2
Abrasion Resistance	EN ISO 10582		Type 1
Residual Indentation	EN ISO 24343-1		≤ 0.1 mm
Dimensional Stability	EN ISO 23999		≤ 0.25 % (typical value ≤ 0.15%)
Dimensional Stability / Curling	EN ISO 23999		≤ 2 mm
Slip Resistance	DIN 51130 EN 13893	DS	R10 Class DS
Light Stability	EN ISO 105-B02		≥ 6
Chemical Resistance	EN ISO 26987		Excellent
Flammability / Smoke Emissions	EN 13501-1	B_{fl}-s1	B_{fl}-s1
Castor Chair Resistance (Type W)	EN ISO 4918		Pass
Thermal Resistance	EN 12667		0.017 (m^{2}K)/W
Impact Sound Insulation	EN ISO 717-2		9 dB
Electrostatic Resistance	EN 1815		≤ 2 kV
Emissions	Indoor Air Comfort Gold		Cert No. IACG-352-03-07-2019
Emissions	French VOC Regulation	A+ Information sur le niveau d'émission de substances volatiles dans l'air intérieu, présentant un risque de toxicité par inhalation, sur une échelle de classe allant de A+ (très faibles émissions) à C (fortes émissions).	A+
Environment	BRE Green Guide		Comparable to Green Guide generic elements 821570039 and 821570066 rated as A+/A.
Phthalate Free		Amtico Access products are manufactured using both phthalate free and biobased plasticisers except for recycled content.	Yes
Surface Treatment			Urethane

*For safety flooring with long-term retention of slip resistance refer to our 36+ products.

Accreditations

Our ethos is to combine creativity and innovation with the highest levels of quality – quality of design, manufacturing, product and service.

The CE mark is confirmation by Amtico that our products are in compliance with European health, safety and environmental requirements (as required by Council Directive 89/106/EEC and detailed in EN 14041).

The UKCA mark is a confirmation by Amtico that our products meet the UK Regulations as defined in the relevant Statutory Instruments (SIs).

Amtico International GmbH is a member of the DGNB German Sustainable Building Council.

Amtico Access products are third-party certified for low-VOC emissions contributing towards good indoor air quality.

Amtico Access products are manufactured using both phthalate-free and bio-based plasticisers except for recycled content.

Amtico is a member of the professional association for flexible floor covering manufacturers in Germany.

SOLS PVC Pro is the French professional organisation of PVC flooring manufacturers; standing for their shared values and commitments related to environment, comfort, regulation and communication.

Amtico Access complies with Indoor Air Comfort Gold version 6.0 and is certified as a low emissions product contributing to a healthy indoor environment.

10YR COMMERCIAL WARRANTY

Warranty

All Amtico Access products come with an Amtico light commercial product warranty against wear-out. For full details, **visit amtico.com**

amtico
flooring

Amtico UK &
European Sales

Solar Park Southside
Solihull, West Midlands
B90 4SH, UK
+44 (0) 121 745 0800
samples@amtico.com

South European Sales

Español: +34 (0) 911 14 74 42
English: +44 (0)1217450842
Sales.southeurope@amtico.com
Samples: info@amtico.de

Amtico Head Office

Kingfield Road
Coventry
CV6 5AA, UK
+44 (0) 24 7686 1400
samples@amtico.com

amtico.com

Amtico International
Germany

Im Taubental 11
41468 Neuss, Germany
+49 (0) 2131 359 16 0
info@amtico.de

Amtico International
France

36 Avenue Hoche
75008 Paris, France
+33 (0) 1 55 38 95 70
info@amtico.fr

Amtico International AB

S:t Olofsgatan 11A
753 21 Uppsala
Sweden
+46 (0) 8 584 233 24
info@amtico.se

Amtico International HK Ltd

Rm 2003
20/F OfficePlus @ Wan Chai
303 Hennessy Rd, Hong Kong
+852 2327 7703
samples@amtico.com

Amtico International
Middle East, Africa & India

8th Floor
Building Number 2
J&G DMCC, Dubai, UAE
+971 (0) 50 192 33 46
samples@amtico.com

Amtico International
Australia & New Zealand

PO Box 752
Jimboomba
QLD 4280, Australia
+61 (0) 477708418
australia.orders@amtico.com

Visit amtico.com for more information on our product range, inspiring ideas, maintenance and installation advice. Every effort is made to achieve accurate reproduction of products in this brochure, however printing limitations can be misleading. Selection of products should be made from actual samples. Samples are small pieces cut from standard tiles. They give only a general indication of the design. Tone and shading can vary slightly from batch to batch and it is not possible to guarantee that the sample will exactly match the material supplied. The policy of the Company is one of continuous development and improvement and the right is reserved to add or delete from the range or change patterns without notification. All products are manufactured in line with EN ISO 10582 and EN1307. Brochure correct at the time of printing.

amtico
flooring